

# Nursery - Spring Term Overview

## Phonics

We have a daily phonics lesson in class and also take part in small group activities each week.

Phase 1 consists of seven interlinking parts:

- Environmental sounds
- Instrumental sounds
- Body percussion
- Rhythm and rhyme
- Alliteration (words that begin with the same sound)
- Voice sounds
- Oral blending and segmenting

The children will learn to:

- have fun with sounds
- listen carefully
- develop their vocabulary
- speak confidently to you, other adults and other children
- tune into sounds
- listen and remember sounds
- talk about sounds
- understand that spoken words are made up of different sounds




## Communication and Language

In Spring 2 the children will be focusing on the following three books:

Brown Bear, Brown Bear What do you hear? We're going on a bear hunt, Polar Bear, Polar Bear what do you see?

We will be focusing on the rhythm and pattern of the books and the children will be learning to join in with the stories.

We will be looking at colours and going on a colour hunt, looking at using all of our senses to go on a bear hunt and naming animals and the sounds they make.



## Maths

In maths we will be focusing on the following:

- Developing fast recognition of up to 3 objects, without having to count them individually ('subitising').
- Recognising and ordering numbers 1-5
- Say one number for each item in order: 1,2,3,4,5.
- Knowing that the last number reached when counting a small set of objects tells you how many there are in total ('cardinal principle').
- Showing 'finger numbers' up to 5.
- Linking numerals and amounts: for example, showing the right number of objects to match the numeral, up to 5.



## Understanding the World

Throughout Nursery, both inside and outside the children will be given opportunities to explore the following;

- Use all their senses in hands-on exploration of natural materials while using the mud kitchen and going on a bug hunt.
- Explore collections of materials with similar and/or different properties. The children will look at different leaves and flowers and discuss similarities and differences.
- Talk about what they see, using a wide range of vocabulary. While going on a walk around the school we will discuss what we can see, smell and hear.
- Talk about the differences between materials and changes they notice. We will explore playing with toys in ice and how it changes once it is heated.



## Physical Development



-We will be focusing on encouraging the children to become increasingly independent by given them opportunities to put their coats on and doing up their zips.

-We will practice and develop different, movements such as skipping, hopping, standing on one leg and hold a pose for a game like musical statues.

-Practice using large-muscle movements to wave flags and streamers, paint and make marks.

-Increasingly be able to use and remember sequences and patterns of movements which are related to music and rhythm for example when we take part in 'Danny Go' or sing 'Nursery Rhymes'.

## Personal, Social and Emotional Development

This half term we will be looking at Rights and Respect

In this unit, children will learn about looking after themselves, each other and the environment.



## Expressive Arts and Design

- Children will be encouraged and given many opportunities to take part in simple pretend play. This term we will have a boulder's yard, a kitchen, a doctor's surgery and a vets for the children to explore.
- They will begin to develop complex stories using small world equipment like animal sets, dolls and dolls houses etc.
- Children will be encouraged to re-enact the story 'Were going on a Bear Hunt' in the sensory tuff tray using different characters.
- A variety of construction equipment such as, Duplo, train sets and wooden building blocks will be provided and children will be encouraged to build different scenes such as buildings and parks.
- Children will have opportunities to use a range of materials and crafts freely, to develop their ideas about how to use them and what to make.